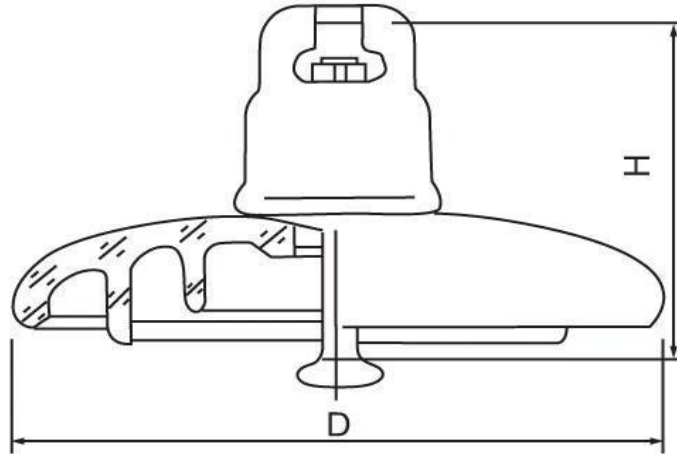
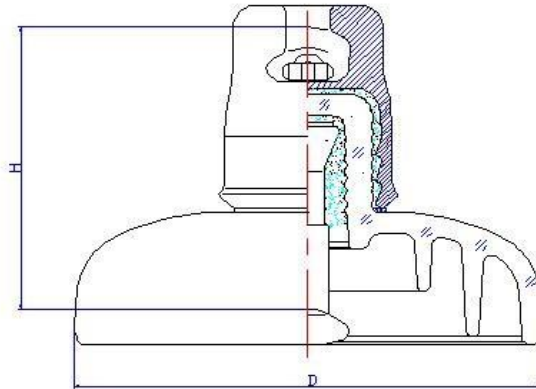


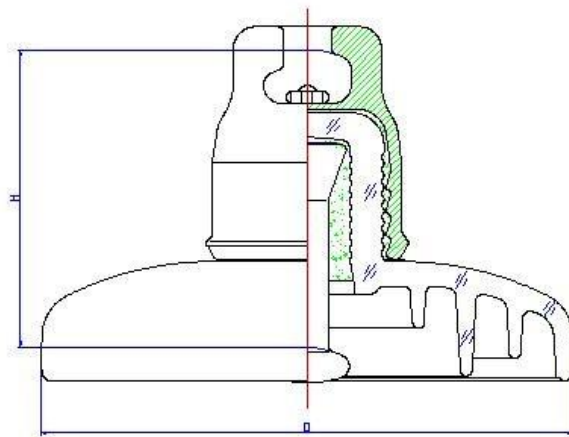
IEC designation	U70B/140	U70B/146	U70B/127	U100B/146	U100B/127
Diameter D(mm)	255	255	255	255	255
Spacing H(mm)	140	146	127	146	127
Creepage distance L(mm)	320	320	320	320	320
Socket coupling(mm)	16	16	16	16	16
Mechanical failing load(kN)	70	70	70	100	100
Mechanical routine test(kN)	35	35	35	50	50
Wet power frequency withstand voltage(kV)	40	40	40	40	40
Dry lightning impulse withstand voltage(kV)	100	100	100	100	100
Impulse puncture voltage(P.U)	2.8	2.8	2.8	2.8	2.8
Power frequency puncture voltage(kV)	130	130	130	130	130
Radio influence voltage(μ V)	50	50	50	50	50
Corona visual test(kV)	18/22	18/22	18/22	18/22	18/22
Power frequency electric arc voltage	0.12s/20kA	0.12s/20kA	0.12s/20kA	0.12s/20kA	0.12s/20kA
Net weight per unit(kg)	3.6	3.6	3.5	4	4



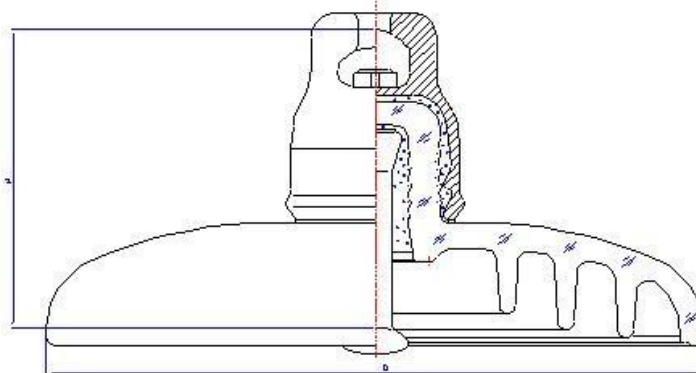
IEC designation	U120B/146	U120B/127	U160B/170	U160B/155	U160B/146
Diameter D(mm)	255	255	280	280	280
Spacing H(mm)	146	127	170	155	146
Creepage distance L(mm)	320	320	400	400	400
Socket coupling(mm)	16	16	20	20	20
Mechanical failing load(kN)	120	120	160	160	160
Mechanical routine test(kN)	60	60	80	80	80
Wet power frequency withstand voltage(kV)	40	40	45	45	45
Dry lightning impulse withstand voltage(kV)	100	100	110	110	110
Impulse puncture voltage(P.U)	2.8	2.8	2.8	2.8	2.8
Power frequency puncture voltage(kV)	130	130	* 130	* 130	* 130
Radio influence voltage(μ V)	50	50	50	50	50
Corona visual test(kV)	18/22	18/22	18/22	18/22	18/22
Power frequency electric arc voltage	0.12s/20kA	0.12s/20kA	0.12s/20kA	0.12s/20kA	0.12s/20kA
Net weight per unit(kg)	4	4	6.7	6.6	6.5



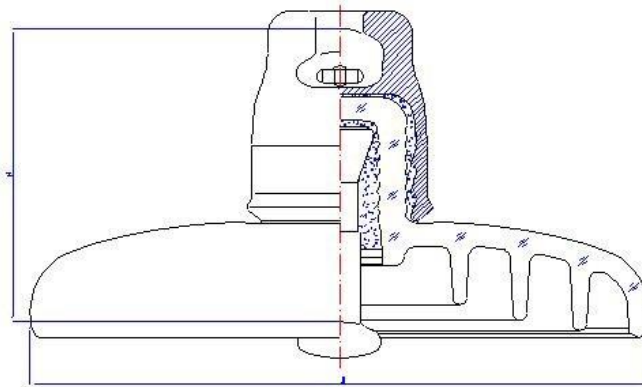
IEC designation	U210B/170	U210B/170	U240BP/170H	U240BP/170H
Diameter D(mm)	280	280	320	320
Spacing H(mm)	170	170	170	170
Creepage distance L(mm)	400	450	550	550
Socket coupling(mm)	20	20	20	24
Mechanical failing load(kN)	210	210	240	240
Mechanical routine test(kN)	105	105	120	120
Wet power frequency withstand voltage(kV)	45	50	55	55
Dry lightning impulse withstand voltage(kV)	110	125	140	140
Impulse puncture voltage(P.U)	2.8	2.8	2.8	2.8
Power frequency puncture voltage(kV)	* 130	* 130	* 130	* 130
Radio influence voltage(μ V)	50	50	50	50
Corona visual test(kV)	18/22	18/22	18/22	18/22
Power frequency electric arc voltage	0.12s/20kA	0.12s/20kA	0.12s/20kA	0.12s/20kA
Net weight per unit(kg)	7.2	7.3	10.2	10.4



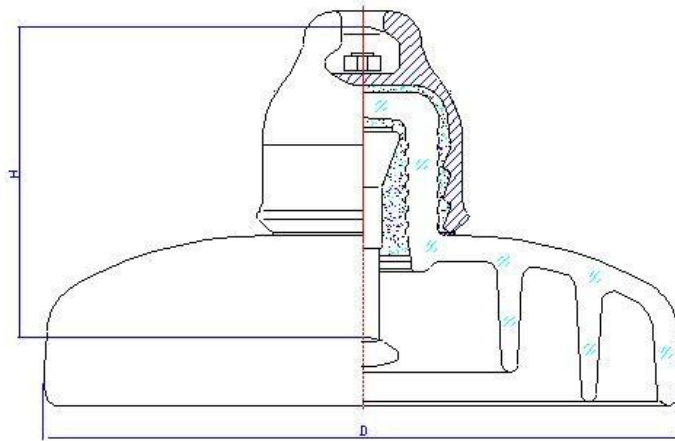
IEC designation	U300B/195	U420B/205	U550B/240
Diameter D(mm)	320	360	380
Spacing H(mm)	195	205	240
Creepage distance L(mm)	485	550	600
Socket coupling(mm)	24	28	32
Mechanical failing load(kN)	300	420(400)	550 (530)
Mechanical routine test(kN)	150	210(200)	275 (265)
Wet power frequency withstand voltage(kV)	50	50	55
Dry lightning impulse withstand voltage(kV)	130	140	140
Impulse puncture voltage(P.U)	2.8	2.8	2.8
Power frequency puncture voltage(kV)	* 130	* 130	* 130
Radio influence voltage(μV)	50	50	50
Corona visual test(kV)	18/22	18/22	18/22
Power frequency electric arc voltage	0.12s/20kA	0.12s/20kA	0.12s/20kA
Net weight per unit(kg)	10.6	16	21.5



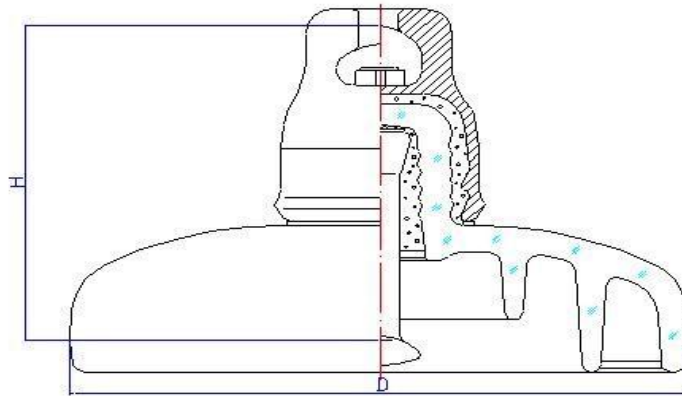
IEC designation	U70B/146	U100B/146	U120B/146
Diameter D(mm)	320	320	320
Spacing H(mm)	146	146	146
Creepage distance L(mm)	490	490	490
Socket coupling(mm)	16	16	16
Mechanical failing load(kN)	70	100	120
Mechanical routine test(kN)	35	50	60
Wet power frequency withstand voltage(kV)	40	40	40
Dry lightning impulse withstand voltage(kV)	100	100	100
Impulse puncture voltage(P.U)	2.8	2.8	2.8
Power frequency puncture voltage(kV)	130	130	130
Radio influence voltage(μ V)	50	50	50
Corona visual test(kV)	18/22	18/22	18/22
Power frequency electric arc voltage	0.12s/20kA	0.12s/20kA	0.12s/20kA
Net weight per unit(kg)	5.9	5.9	5.9



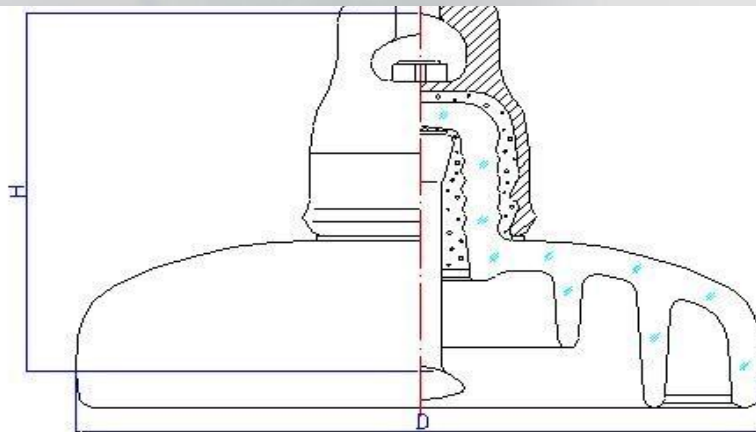
IEC designation	U160B/155	U210B/170	U240B/170
Diameter D(mm)	360	360	360
Spacing H(mm)	155	170	170
Creepage distance L(mm)	550	550	550
Socket coupling(mm)	20	20	24
Mechanical failing load(kN)	160	210	240
Mechanical routine test(kN)	80	105	120
Wet power frequency withstand voltage(kV)	45	45	45
Dry lightning impulse withstand voltage(kV)	110	110	110
Impulse puncture voltage(P.U)	2.8	2.8	2.8
Power frequency puncture voltage(kV)	/	/	/
Radio influence voltage(μ V)	50	50	50
Corona visual test(kV)	18/22	18/22	18/22
Power frequency electric arc voltage	0.12s/20kA	0.12s/20kA	0.12s/20kA
Net weight per unit(kg)	10.1	10.1	10.2



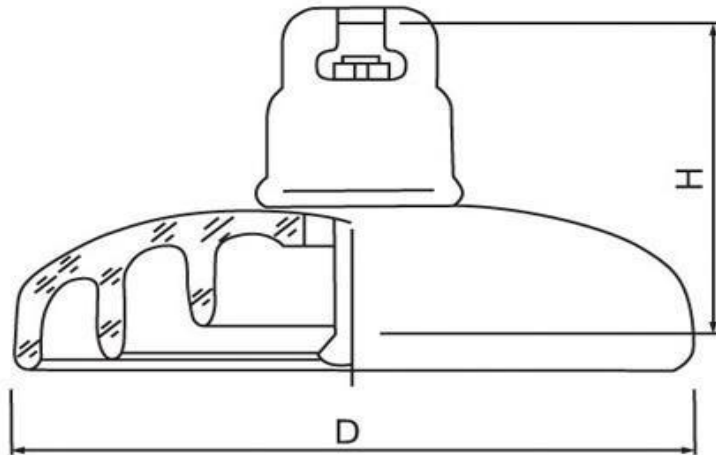
IEC designation	U70BP/146H	U70BP/146H	U70BP/146H
Diameter D(mm)	255	280	320
Spacing H(mm)	146	146	146
Creepage distance L(mm)	400	450	550
Socket coupling(mm)	16	16	16
Mechanical failing load(kN)	70	70	70
Mechanical routine test(kN)	35	35	35
Wet power frequency withstand voltage(kV)	45	50	55
Dry lightning impulse withstand voltage(kV)	110	125	140
Impulse puncture voltage(P.U)	2.8	2.8	2.8
Power frequency puncture voltage(kV)	130	130	130
Radio influence voltage(μ V)	50	50	50
Corona visual test(kV)	18/22	18/22	18/22
Power frequency electric arc voltage	0.12s/20kA	0.12s/20kA	0.12s/20kA
Net weight per unit(kg)	4.6	5.8	9.2



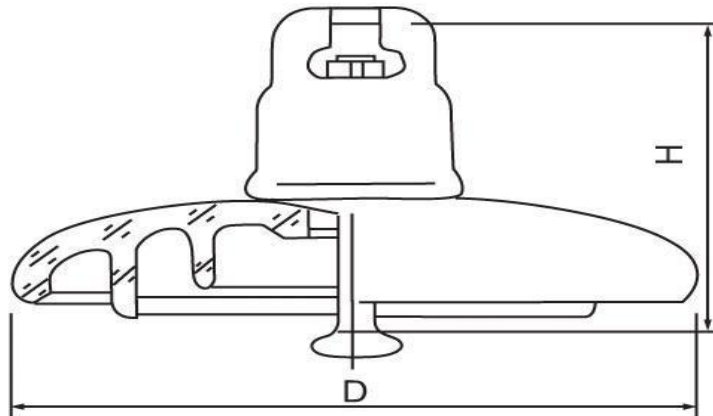
IEC designation	U100BP/146H	U100BP/146H	U100BP/146H
Diameter D(mm)	260	280	320
Spacing H(mm)	146	146	146
Creepage distance L(mm)	400	450	550
Socket coupling(mm)	16	16	16
Mechanical failing load(kN)	100	100	100
Mechanical routine test(kN)	50	50	50
Wet power frequency withstand voltage(kV)	45	50	55
Dry lightning impulse withstand voltage(kV)	110	125	140
Impulse puncture voltage(P.U)	2.8	2.8	2.8
Power frequency puncture voltage(kV)	130	130	130
Radio influence voltage(μ V)	50	50	50
Corona visual test(kV)	18/22	18/22	18/22
Power frequency electric arc voltage	0.12s/20kA	0.12s/20kA	0.12s/20kA
Net weight per unit(kg)	5.4	5.8	9.2



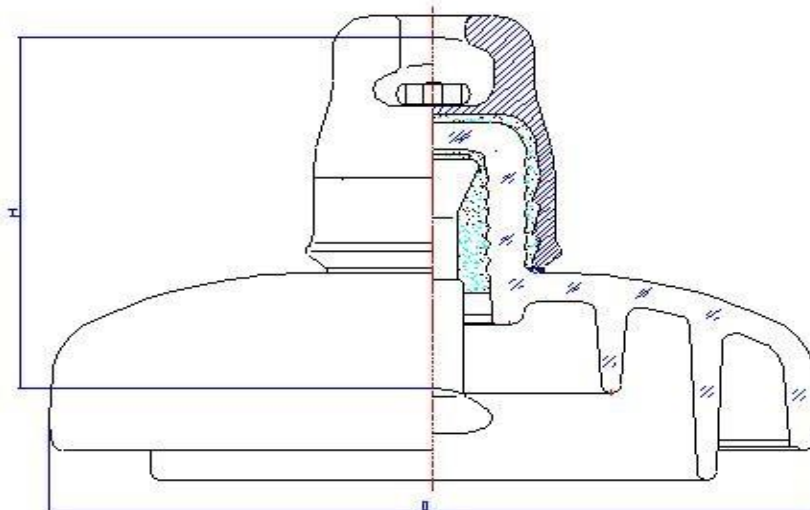
IEC designation	U120BP/146H	U120BP/146H	U120BP/146H
Diameter D(mm)	260	280	320
Spacing H(mm)	146	146	146
Creepage distance L(mm)	400	450	550
Socket coupling(mm)	16	16	16
Mechanical failing load(kN)	120	120	120
Mechanical routine test(kN)	60	60	60
Wet power frequency withstand voltage(kV)	45	50	55
Dry lightning impulse withstand voltage(kV)	110	125	140
Impulse puncture voltage(P.U)	2.8	2.8	2.8
Power frequency puncture voltage(kV)	130	130	130
Radio influence voltage(μ V)	50	50	50
Corona visual test(kV)	18/22	18/22	18/22
Power frequency electric arc voltage	0.12s/20kA	0.12s/20kA	0.12s/20kA
Net weight per unit(kg)	5.4	5.8	9.2



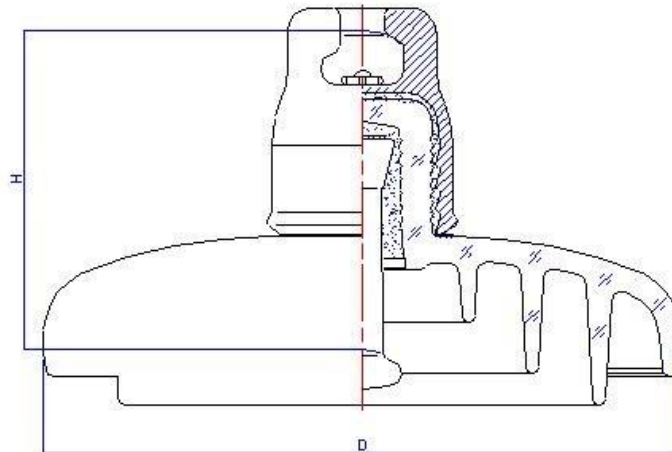
IEC designation	U160BP/155H	U160BP/170H	U160BP/155H
Diameter D(mm)	280	280	320
Spacing H(mm)	155	170	155
Creepage distance L(mm)	450	450	550
Socket coupling(mm)	20	20	20
Mechanical failing load(kN)	160	160	160
Mechanical routine test(kN)	80	80	80
Wet power frequency withstand voltage(kV)	50	50	55
Dry lightning impulse withstand voltage(kV)	125	125	140
Impulse puncture voltage(P.U)	2.8	2.8	2.8
Power frequency puncture voltage(kV)	* 130	* 130	* 130
Radio influence voltage(μ V)	50	50	50
Corona visual test(kV)	18/22	18/22	18/22
Power frequency electric arc voltage	0.12s/20kA	0.12s/20kA	0.12s/20kA
Net weight per unit(kg)	7.1	7.2	9.5



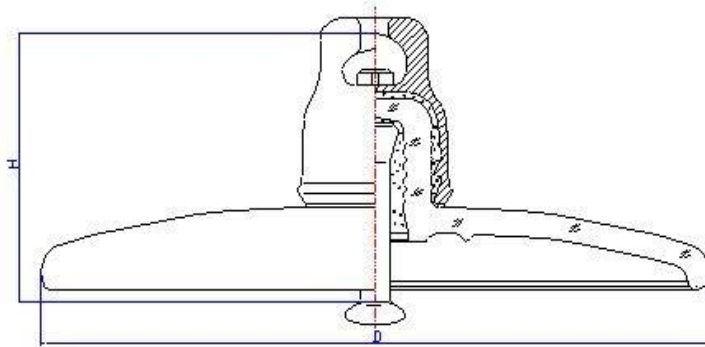
IEC designation	U210BP/170H	U210BP/155H
Diameter D(mm)	320	320
Spacing H(mm)	170	155
Creepage distance L(mm)	550	550
Socket coupling(mm)	20	20
Mechanical failing load (kN)	210	210
Mechanical routine test(kN)	105	105
Wet power frequency withstand voltage(kV)	55	55
Dry lightning impulse withstand voltage(kV)	140	140
Impulse puncture voltage(P.U)	2.8	2.8
Power frequency puncture voltage(kV)	* 130	* 130
Radio influence voltage(μ V)	50	50
Corona visual test(kV)	18/22	18/2
Power frequency electric arc voltage	0.12s/20kA	0.12s/20kA
Net weight per unit(kg)	10.2	10.1



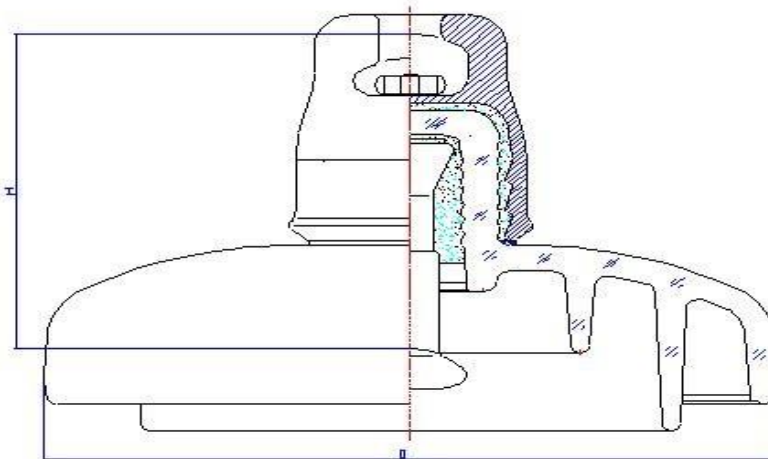
IEC designation	U240BP/170H	U240BP/170H
Diameter D(mm)	320	320
Spacing H(mm)	170	170
Creepage distance L(mm)	550	550
Socket coupling(mm)	20	24
Mechanical failing load(kN)	240	240
Mechanical routine test(kN)	120	120
Wet power frequency withstand voltage(kV)	55	55
Dry lightning impulse withstand voltage(kV)	140	140
Impulse puncture voltage(P.U)	2.8	2.8
Power frequency puncture voltage(kV)	* 130	* 130
Radio influence voltage(μ V)	50	50
Corona visual test(kV)	18/22	18/22
Power frequency electric arc voltage	0.12s/20kA	0.12s/20kA
Net weight per unit(kg)	10.2	10.4



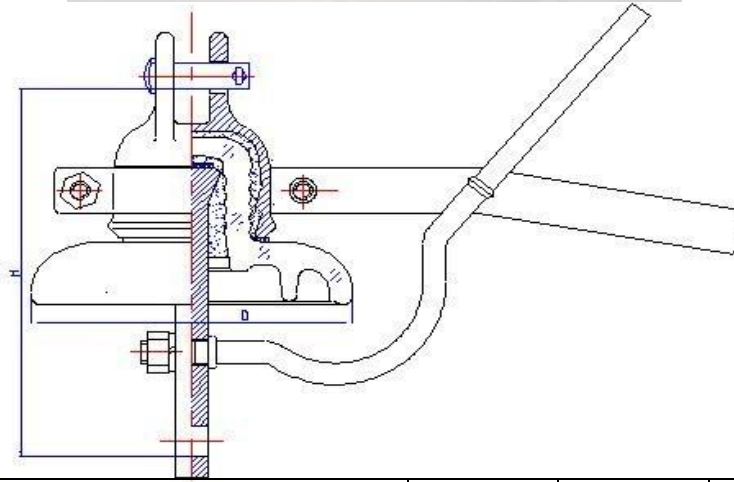
IEC designation	U300BP/195H	U300BP/195H	U300BP/195H
Diameter D(mm)	390	340	380
Spacing H(mm)	195	195	195
Creepage distance L(mm)	690	550	635
Socket coupling(mm)	24	24	24
Mechanical failing load(kN)	300	300	300
Mechanical routine test(kN)	150	150	150
Wet power frequency withstand voltage(kV)	60	55	60
Dry lightning impulse withstand voltage(kV)	155	140	155
Impulse puncture voltage(P.U)	2.8	2.8	2.8
Power frequency puncture voltage(kV)	* 130	* 130	* 130
Radio influence voltage(μ V)	50	50	50
Corona visual test(kV)	18/22	18/22	18/22
Power frequency electric arc voltage	0.12s/20kA	0.12s/20kA	0.12s/20kA
Net weight per unit(kg)	15	12.5	14.5



Current/General/IEC designation	U70BP/146M	U100BP/127M	U120BP/127M	U120BP/146M
Diameter D(mm)	380	380	380	380
Spacing H(mm)	146	146	127	146
Creepage distance L(mm)	365	365	365	365
Socket coupling(mm)	16	16	16	16
Mechanical failing load(kN)	70	100	120	120
Mechanical routine test(kN)	35	50	60	60
Wet power frequency withstand voltage(kV)	45	45	45	45
Dry lightning impulse withstand voltage(kV)	90	90	90	90
Impulse puncture voltage(P.U)	2.8	2.8	2.8	2.8
Power frequency puncture voltage(kV)	130	130	130	130
Radio influence voltage(μ V)	50	50	50	50
Corona visual test(kV)	18/22	18/22	18/22	18/22
Power frequency electric arc voltage	0.12s/20kA	0.12s/20kA	0.12s/20kA	0.12s/20kA
Net weight per unit(kg)	5.3	5.2	5.3	5.4



Current/General/IEC designation	U160BP/146M	U160BP/155M	U210BP/170M	U120BP/170M
Diameter D(mm)	420	420	420	420
Spacing H(mm)	146	155	170	170
Creepage distance L(mm)	380	380	380	380
Socket coupling(mm)	20	20	20	24
Mechanical failing load(kN)	160	160	210	240
Mechanical routine test(kN)	80	80	105	120
Wet power frequency withstand voltage(kV)	50	50	50	50
Dry lightning impulse withstand voltage(kV)	95	95	95	95
Impulse puncture voltage(P.U)	2.8	2.8	2.8	2.8
Power frequency puncture voltage(kV)	* 130	* 130	* 130	* 130
Radio influence voltage(μ V)	50	50	50	50
Corona visual test(kV)	18/22	18/22	18/22	18/22
Power frequency electric arc voltage	0.12s/20kA	0.12s/20kA	0.12s/20kA	0.12s/20kA
Net weight per unit(kg)	7.2	7.2	7.3	7.5



Current/General/IEC designation	U70C/200	U70CN/200	U100C/200	U100CN/200
Diameter D (mm)	200	200	200	200
Spacing H (mm)	210	210	210	210
Creepage distance L (mm)	220	220	220	220
Mechanical failing load (kN)	70	70	100	100
Power frequency puncture voltage (kV)	130	130	130	130
Power frequency discharge voltage (kV) with gap distance 20mm(Max)	30	30	30	30
Power frequency discharge voltage (kV) with gap distance 20mm(Mix)	8	8	8	8
Extinguished arc current at power (kV) frequency refresh voltage 2500V,with gap distance 15mm (Inductance current)	35	35	35	35
Extinguished arc current at power (kV) frequency refresh voltage 2500V, with gap distance 15mm (Capacitance current)	20	20	20	20
Electrode performance of withstand arc current (power frequency current) (kA)	10	10	10	10
Electrode performance of withstand arc current (time) (s)	0.2	0.2	0.2	0.2
Electrode performance of withstand arc current (frequency)	2	2	2	2
Net weight per unit (kg)	4.5	4.5	4.5	4.5